

GENDER AUDIT 2016-2021



**Maratha Vidya Prasarak Samaj's
ARTS AND COMMERCE COLLEGE, KHEDGAON**

Tal. Dindori, Dist. Nashik- 422205

Email:- srcollege.khedgaon@mvp.edu.in

GENDER AUDIT 2016-2021



Dr. Deepak N. Kare

PRINCIPAL INVESTIGATOR, GENDER AUDIT

ARTS AND COMMERCE COLLEGE, KHEDGAON TAL. DINDORI, DIST. NASHIK

ACKNOWLEDGEMENT

I offer my deepest gratitude to the authority of 'Maratha Vidya Prasarak Samaj's Arts and Commerce College, Khedgaon Tal. Dindori, Dist. Nashik, especially, the *Sarchitnis* Hon. Smt. Neelimatai Vasanttrao Pawar, President Hon. Tushar Shewale and Director Hon. Dattatray Chandrakant Patil and Education Officer Dr. D.D. Kajale for their constant encouragement and support.

I have taken the decision of conducting Gender Audit of Arts and Commerce College, Khedgaon Tal. Dindori, Dist. Nashik. I heartily thank to all of them for entrusting my potential for the same.

I express my warm thanks to all my colleagues as well as office staff for their meticulous assistance to complete the Gender Audit for data collection.


Principal
Arts & Commerce College, Khedgaon.
Tal. Dindori, Dist. Nashik

Dr. Deepak N. Kare
(Principal Investigator)
Arts and Commerce College, Khedgaon
Tal. Dindori, Dist. Nashik



Savitribai Phule was a social reformer and poet who championed the cause of women windows and Dalit in 19th century India, playing significant role in improving women's rights. Savitribai Phule, '**first female teacher and head mistress of the first Indian women's school in India.** It is her struggle and story that marks the beginning of modern Indian women's' public life in India. She strongly spoke against the discriminatory boundaries imposed on women, which led to their oppression. The Pune University changed its name to Savitribai Phule University to commemorate the remarkable work of Savitribai Phule for empowerment of women through education. *Krantijyoti* Savitribai Phule Women Studies Centre, established in 1987 in University of Pune, is one of the foremost centres in the discipline of Women's Studies in the Country. So she is the pioneer of Women's Empowerment of our India.

We are proud to say that all branches of Maratha Vidya Prasarak Samaj are affiliated to Savitribai Phule Pune University. We are truly inspired by the great personalities like Savitribai Phule who paved way to women's education. We are also blessed to have a woman as a *Sarchitnis* Hon. Neelimatai Pawar, who takes utmost care to see that there is a gender balance and equality at institutional level. Savitribai Phule Pune University has honoured Smt. Neelimatai Pawar with '*Jeevansadhana Gaurav Purskar*' for her devotion and passion for work.

From the Desk of Hon. Sarchitnis Neelimatai Pawar



“Education is not preparation for life; Education is life itself.”

The beautiful and profound statement encapsulates the value of education. Nothing can quite uplift our spirit in quite the same manner as education does. Education plays the role of a "catalyst" in gender sensitization. Maratha Vidya Prasarak Samaj, Nashik is committed to gender sensitization and believes gender equality. Gender audit is a participatory process and tool for identifying challenges to integrating gender in the organization's systems and operations in programmes and projects. Gender sensitization is one basic requirement for the normal development of an individual. Without being sensitive to the needs of a particular gender, an individual may refrain from understanding the opposite gender and in some acute cases even him or herself. The need for this sensitivity has been felt and realized through times immemorial and in almost all kinds of human existences, across the globe. But somehow in the recent times, a much stronger need is felt and realized to talk and discuss about this sensitive topic both on a Personal and Professional front. So under the guidance of our Mother Institute, colleges connected to it are taking efforts to create awareness about gender issues to built healthy society. The mother institute has faith in the dignity of women and therefore in sensitizing students about gender issues by way of Curricular, Cocurricular and Extra Curricular activities. I hope, that our vision would materialized as we are successfully braving all the difficulties.

INTRODUCTION

Maratha Vidya Prasarak Samaj is 107 years old renowned educational institute in the state of Maharashtra. The Institute was established in 1914 as boarding with 5 Students and a grant of Rs. 1,000/- from the then *Chhatrapati* of Kolhapur, *Rajarshi Shahu Maharaj*. This 100 years old renowned educational institute is in the jurisdiction of University of Pune. At present, the total strength of the students in its 486 branches is 2,13,182 and total numbers of employees is 9,521. The Annual budget of the institute is Rs. 784 Crore and 51 Lakhs. Arts and Commerce College, Khedgaon is one of the branches of this institute located near Khedgaon village at the bank of holy *Parashari* river. The college is adhered to the motto of the institute: '*Bahujan Hitay, Bahijan Sukhay*' i.e. Happiness prevails in imparting education for all masses, the needy and the poor. Its main objective is to provide opportunities of higher education to the students of rural and tribal area. The college was started in a school building with merely 20 students to B.A. and 14 students to B.Com. faculties respectively. Since then, the college has witnessed a remarkable growth in the number of students seeking admission in different courses offered by it. The college has the facilities like spacious Playground, indoor outdoor games, Gymnasium, computerized Library with a collection of 3,000 Books, spacious reading hall, Health Centre, Placement Cell, Competitive Examinations Guidance Cell, well equipped Computer Laboratories, Language Laboratory for English, Psychology Laboratory, Internet Hub etc. are some of the salient features of the college. The college offers undergraduate courses such as B.A. (Bachelor of Arts) and B.Com. (Bachelor of Commerce). The college is affiliated to Savitribai Phule Pune University, Pune. The College has earned ISO 9001: 2015 Certification.

The college offers specialization at UG Level courses as per University norms. Under B.A. Degree, the Specializations are offered in subjects of Marathi, Economics, Political Science and Psychology. Under B.Com. Degree, Specializations are offered in the subjects of Marketing Management and Business Administration.

Vision:

Our efforts are dedicated to impart quality and value based education to student and main streaming the practices that facilitate intellectual, emotional, physical and cultural growth of students.

Mission:

To promote higher education for people in rural, tribal and backward areas and enable students to enter dynamic world confidently and contribute to the society productively.

The Gender Audit has the following objectives:

- To find out the areas where gender balance exists and factors working for the gender balance.
- To establish a good gender balance in decision-making processes in all functional areas of the college.
- To suggest measures for bridging the gender gap.
- To promote for gender equality in all aspects of the college community.
- To focus on the work and capacity of the college for prevention of sexual harassment at the college campus.

**GENDER SENSITIVE FEATURES IN ARTS AND COMMERCE
COLLEGE KHEDGAON TAL. DINDORI, DIST. NASHIK**

Gender-sensitive features are carefully observed in every corner of the college. System by formatting various committees like Anti-ragging, Internal Complaints and Sexual Harassment Prevention and providing adequate facilities to girls' gender equality is kept upright in the college.

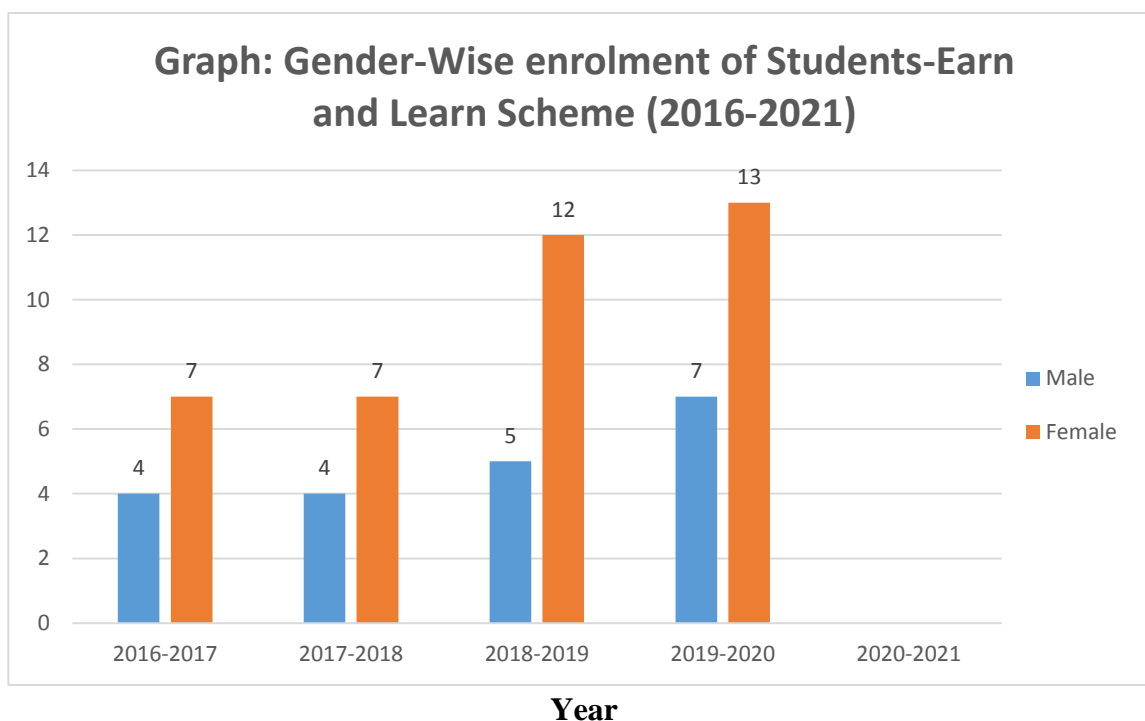
Earn and Learn Scheme:

The college enthusiastically provide student-oriented schemes for their upliftment and empowerment. The “Earn and Learn Scheme” was started in 2012, keeping gender equality in view. The selection is made through the proper procedure i.e. inviting applications, scrutinizing the applications and interview of the students. The Payment is made as per rule of SPPU (clock hour).

Table No. 1
Gender-wise classification of students (2016 to 2021)

Sr. No.	Year	Gender of Students			Percentage	
		Male	Female	Total	Male	Female
1	2016-2017	04	07	11	36.36	63.64
2	2017-2018	04	07	11	36.36	63.64
3	2018-2019	05	12	17	29.41	70.59
4	2019-2020	07	13	20	35	65
5	2020-2021	-	-	-	-	-

The above table no. 1 indicates gender-wise enrollment of students during the last five years. Enrolled student for ‘Earn and Learn Scheme’ from academic years 2016-17 to 2020-21.

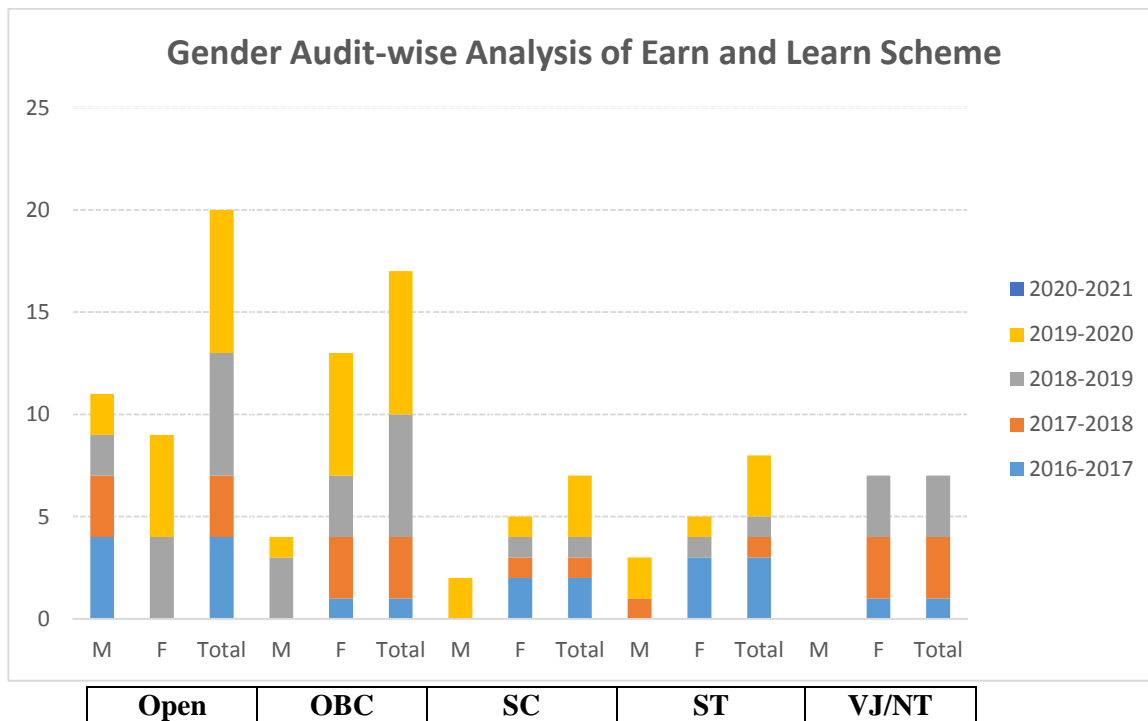


The graph bar shows gender classifications in the Earn & Learn Scheme.

Table No. 2
Gender Audit-wise Analysis of Earn and Learn Scheme

SN	Year	Open			OBC			SC			ST			NT			Total	M%	F%
		M	F	T	M	F	T	M	F	T	M	F	T	M	F	T			
1	2016-2017	4	0	4	0	1	1	0	2	2	0	3	3	0	1	1	11	36.36	63.64
2	2017-2018	3	0	3	0	3	3	0	1	1	1	0	1	0	3	3	11	36.36	63.64
3	2018-2019	2	4	6	3	3	6	0	1	1	0	1	1	0	3	3	17	29.41	70.59
4	2019-2020	2	5	7	1	6	7	2	1	3	2	1	3	0	0	0	20	35	65
5	2020-2021	0	0	0	0	0	0	0	0	0	0	0	0	0	0	0	0	00	00

The above table 2 indicates category wise analysis of enrolled candidate for Earn and Learn Scheme from academic year 2016-2017 to 2020-21



FACILITIES FOR GIRLS:

College is always flourished with students. To avoid the rush and other mishaps, separate provisions are made at various places for girls.

I. Bus Facilities:

Bus facility for especially girl students for controlling drop out. The bus is on college time & lowest cost with GPS facilities for securities of girls.

II. Study Room:

Reserved study room for girls in the library always leads to the excellent performance of girls.

III. CCTV Surveillance:

For Girl Students Security is provided all suspected areas are covered by CCTV.

IV. Common Room:

Provision is made for girls resting mode in Common Resting Room. There is an adequate place and silence kept for girls to study. A Notice Board is also placed in the common room. Sanitary Napkin Vending machine is available in the common room.

V. Girls Washroom:

At two different places, girl's washrooms are situated in the college also a separate washroom is for ladies staff with supply of water and regular cleaning.

VI. *Katta*:

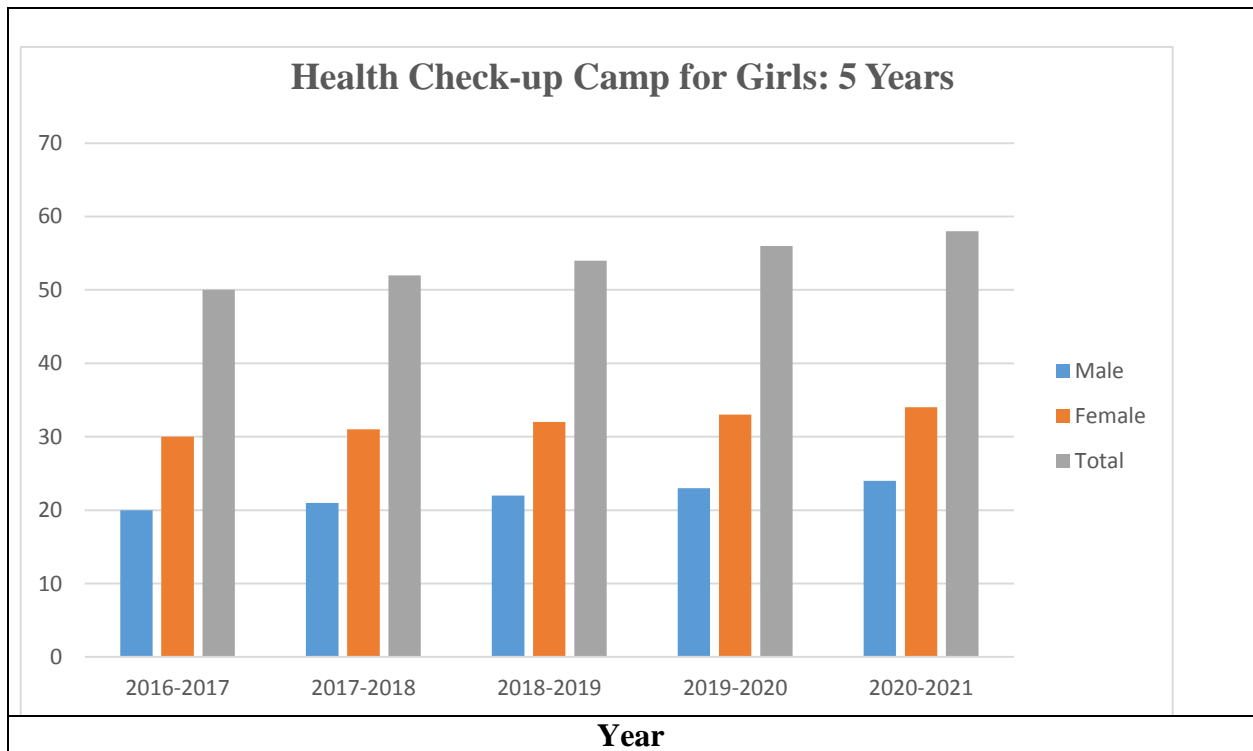
In College ground, separate benches for girls are provided for seating like *Katta*.

Table No. 3

Health Check-up Camp for Girls: 5 Years

Sr. No.	Year	Date	M	F	Total	M %	F %
1	2016-2017	27-08-2016	108	65	173	62.43	37.57
2	2017-2018	29-08-2017	147	68	215	68.37	31.63
3	2018-2019	06-12-2018	108	74	182	59.34	40.66
4	2019-2020	08-08-2019	62	49	111	55.85	44.15
5	2020-2021	24-11-2020	95	47	142	66.9	33.1

The above table 3 indicates the year-wise analysis of participated candidates in Health Check-up camp from academic years 2016-2017 to 2020-21.



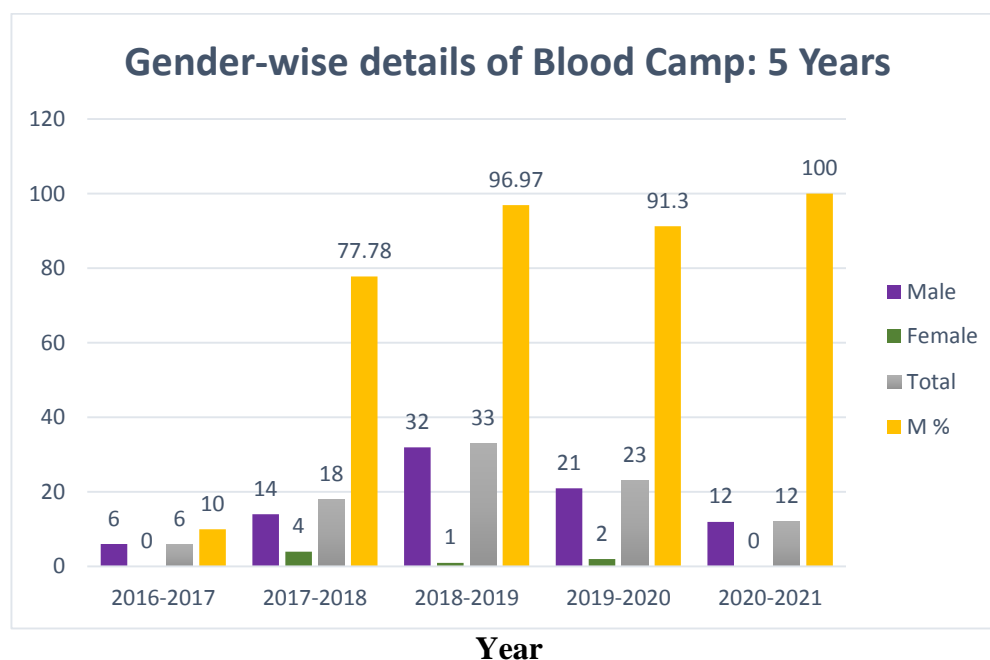
GENDER AUDIT 2016-2021

Table No. 4

Gender-wise details of Blood Camp: 5 Years

Sr.No.	Year	Date	M	F	Total	M %	F %
1.	2016-2017	25-08-2016	6	0	6	100	0
2.	2017-2018	29-08-2017	3	0	3	100	0
3.		24-11-2017	11	4	15	73.33	26.67
4.	2018-2019	29-08-2018	4	1	5	80	20
5.		03-01-2019	28	0	28	100	0
6.	2019-2020	29-08-2019	8	0	8	100	0
7.		04-01-2020	13	2	15	86.67	13.33
8.	2020-2021	24-11-2020	12	0	12	100	0

The above table 4 indicates the year-wise analysis of participated candidates in Blood Donation Camp from academic years 2016-2017 to 2020-21.



Anti-Raging Committee and Discipline: -

As the college form a constituent part of the Savitribai Phule Pune University, Pune, some of its responsibilities are shared and covered by joint arrangements. The college displayed its regulation on the flex board in the college campus. Ragging is a criminal offense and UGC has notified institutions to prohibit, prevent, and eliminate the scourge of ragging. The college forms Anti-Ragging and Discipline Committee. College has formed Anti Ragging and Discipline committee as per university guidelines.

Activity for Girl students

Every year, under the student welfare scheme, we conduct *Nirbhay Kanya Abhiyaan*, a personality development programme in our college. The following functions were organized in the college for girls as per the table.

Table No. 5

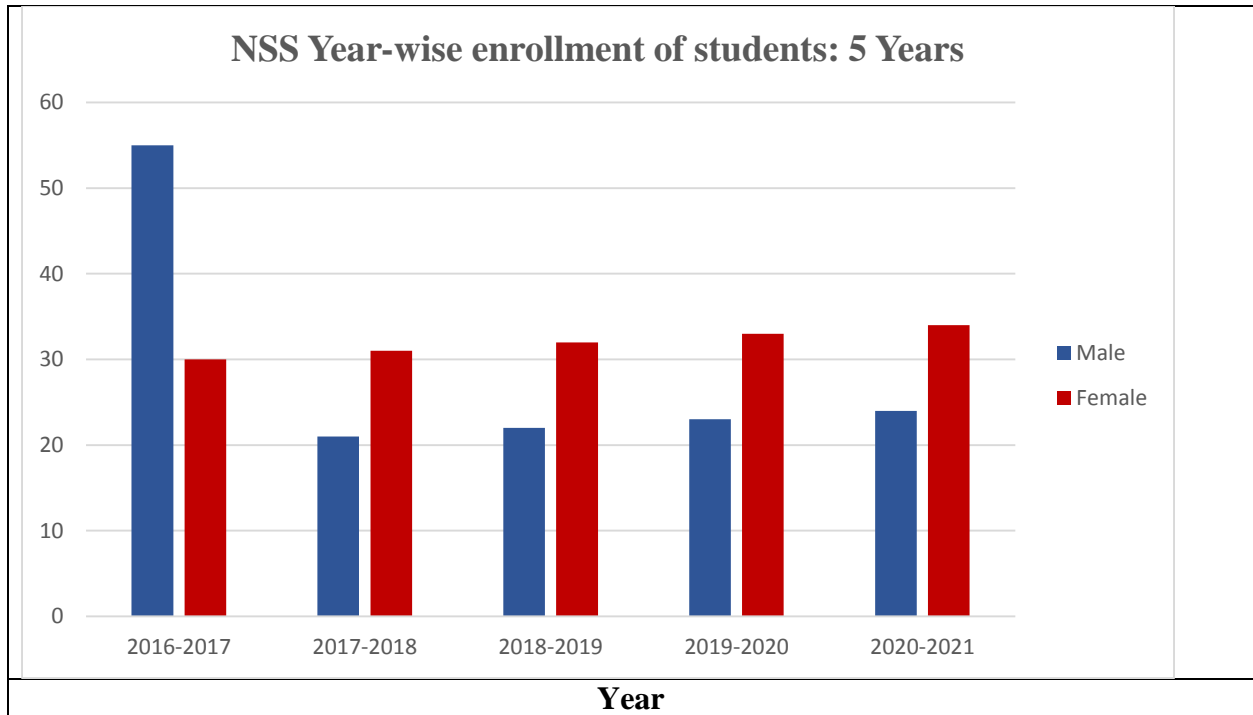
Sr.No.	Name of Conference/ Seminar	Sponsored by	Period	Type
1	Personality Development Programme	SPPU	17-02-2017	College level
2	Workshop on Sexual Harassment of Women at Workplace	SPPU	27-02-2017	College level
3	<i>Nirbhay Kanya Abhiyaan</i>	SPPU	09/01/2018	College level
4	Personality Development Programme	SPPU	22-02-2018	College level
5	<i>Nirbhay Kanya Abhiyaan</i>	SPPU	23/01/2019	College level

The above table shows the information regarding the Activities conducted for female students in the college during the academic year 2016-to 2021.

Table No. 6

NSS Year-wise enrollment of students: 5 Years

Sr. No.	Year	M	F	Total	M %	F %
1	2016-2017	124	76	200	62.00	38.00
2	2017-2018	104	96	200	52.00	48.00
3	2018-2019	83	117	200	41.50	58.50
4	2019-2020	94	106	200	47.00	53.00
5	2020-2021	107	93	200	53.50	46.50

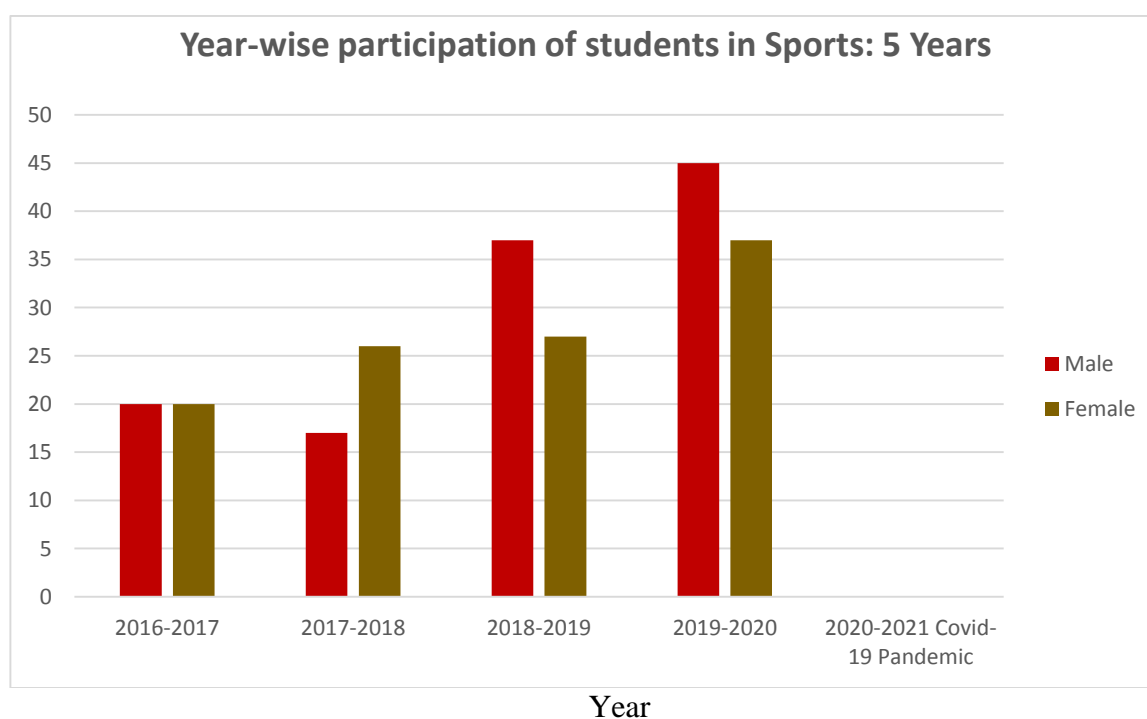


The bar graph shows the gender classifications of enrolled candidates in NSS.

Table No. 7

Year-wise participation of students in Sports: 5 Years

Sr. No.	Year	M	F	Total	M %	F %
1	2016-2017	20	20	40	50.00	50.00
2	2017-2018	17	26	43	39.54	60.46
3	2018-2019	37	27	64	57.81	42.19
4	2019-2020	45	37	82	54.88	45.12
5	2020-2021	-	-	-	-	-

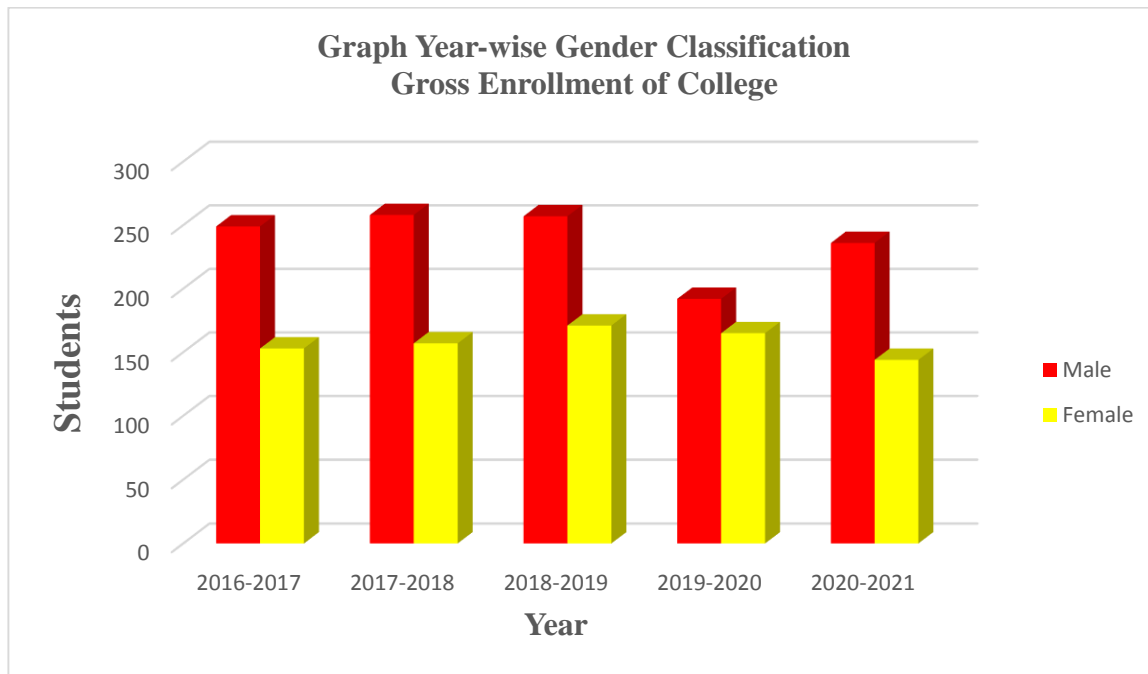


The bar graph shows the gender classifications of participation of students in the Sports Competition/Tournament for college.

Table No. 8

Gender Balance in Enrollment at Graduation Level

Sr. No.	Academic Year	M	F	Total	M %	F %
1.	2016-2017	249	153	402	61.94	38.06
2.	2017-2018	258	157	415	62.17	37.83
3.	2018-2019	257	171	428	60.04	39.96
4.	2019-2020	192	165	357	53.78	46.22
5.	2020-2021	236	144	380	62.11	37.89

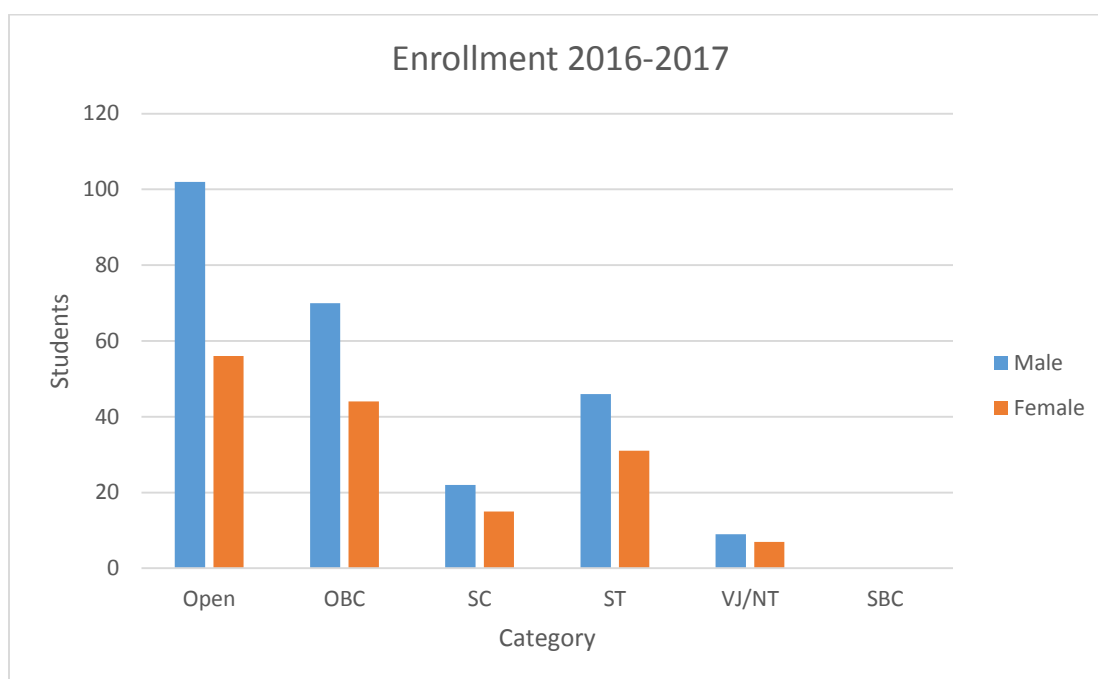


The bar graph shows the gender classifications of enrolled candidates in the college.

Table No. 9

Academic Year: 2016-2017

Sr. No.	Category	M	F	Total	M %	F %
1.	Open	102	56	158	64.56	35.44
2.	OBC	70	44	114	61.40	38.60
3.	SC	22	15	37	59.46	40.54
4.	ST	46	31	77	59.74	40.26
5.	VJ/NT	09	07	16	56.25	43.75
6.	SBC	-	-	-	-	-

Gender Audit: 2016-17 to 2020-21

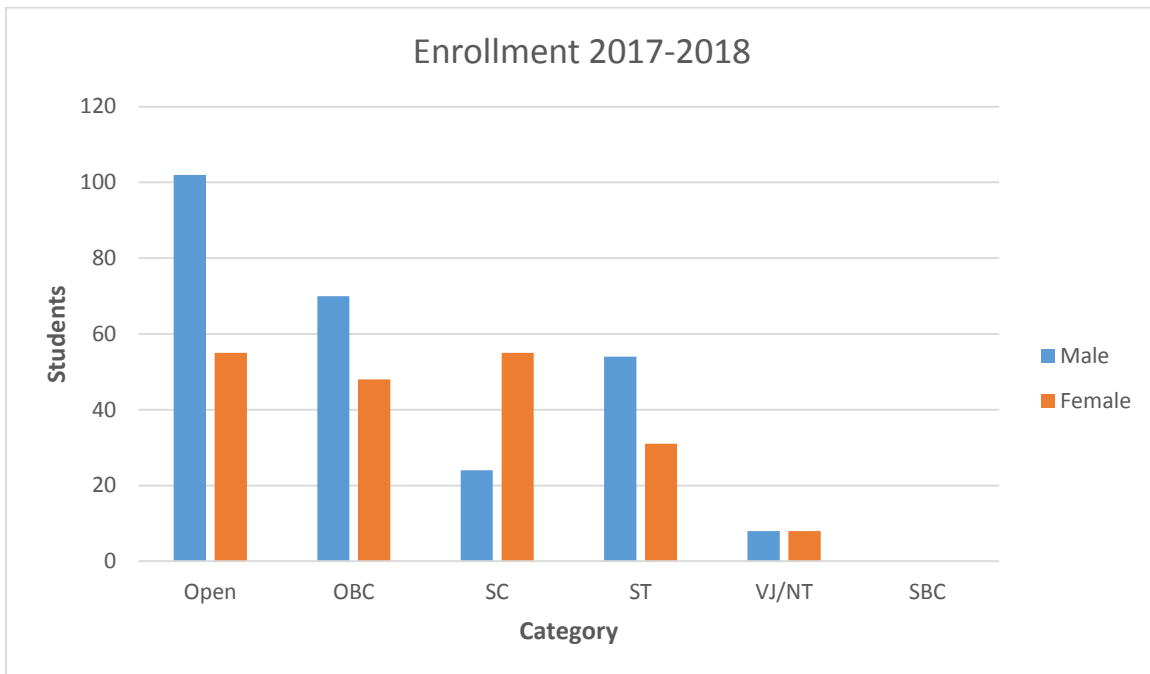
The above table and graph shows the information regarding the percentage of admissions of male and female students in the college, having various categories in the academic year 2016-2017. The number of female students in the Open category is highest than in others.

Table No. 10

Academic Year: 2017-2018

Sr. No.	Category	M	F	Total	M %	F %
1.	Open	102	55	157	64.97	35.03
2.	OBC	70	48	118	59.32	40.68
3.	SC	24	55	79	30.38	69.62
4.	ST	54	31	85	63.53	36.47
5.	VJ/NT	8	8	16	50.00	50.00
6.	SBC	-	-	-	-	-

Gender Audit: 2016-17 to 2020-21



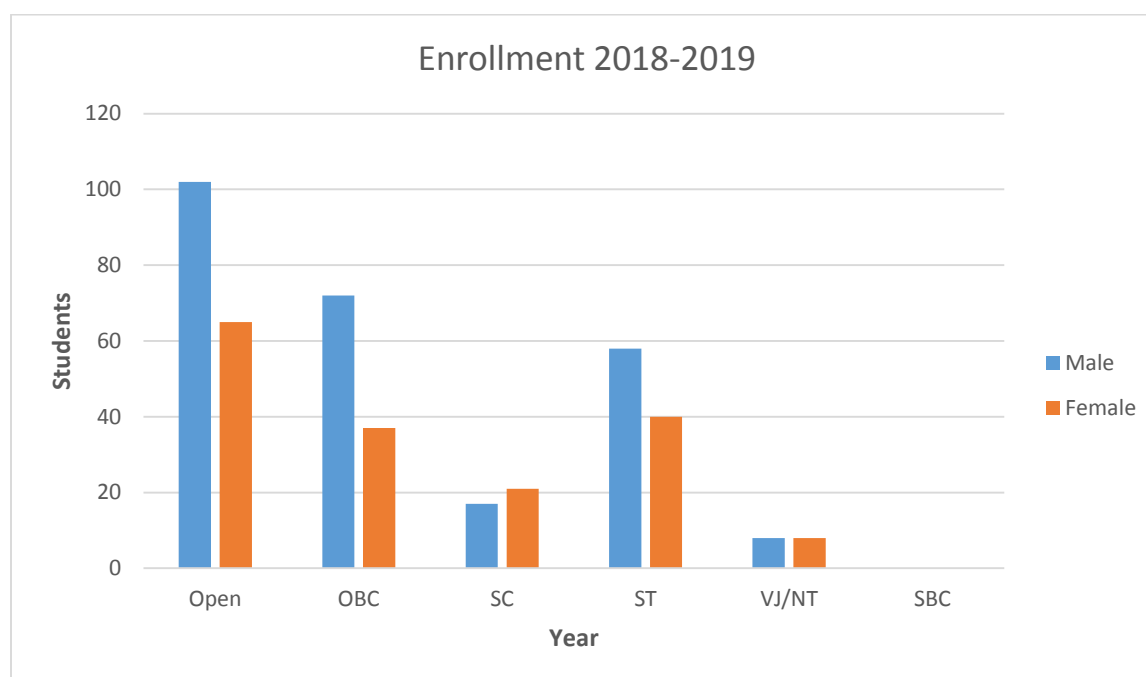
The above table and graph shows the information regarding the percentage of admissions of male and female students in the college, having various categories in the academic year 2017-18. The number of female students in the Open category is highest than in others.

Table No. 11

Academic Year: 2018-2019

Sr. No.	Category	M	F	Total	M %	F %
1.	Open	102	65	167	61.08	38.92
2.	OBC	72	37	109	66.06	33.94
3.	SC	17	21	38	44.74	55.26
4.	ST	58	40	98	59.18	40.82
5.	VJ/NT	8	8	16	50.00	50.00
6.	SBC	-	-	-	-	-

Gender Audit: 2016-17 to 2020-21

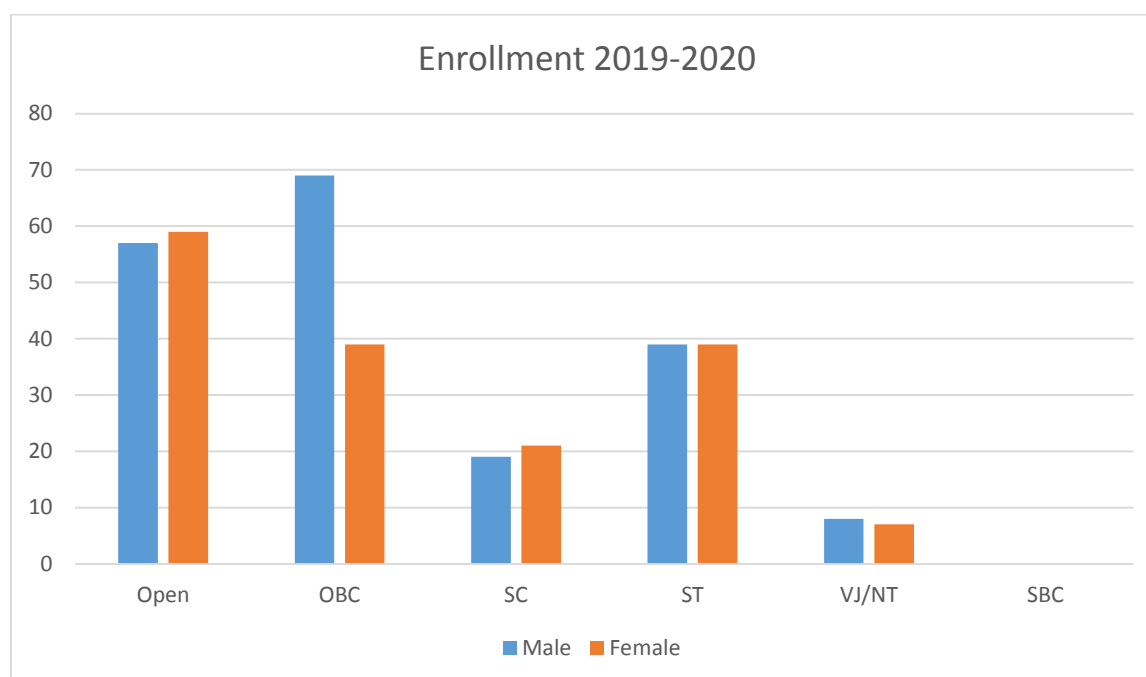


The above table and graph shows the information regarding the percentage of admissions of male and female students in the college, having various categories in the academic year 2018-2019. The number of female students in the Open category is highest than in others.

Table No. 12

Academic Year: 2019-2020

Sr. No.	Category	M	F	Total	M %	F %
1.	Open	57	59	116	49.14	50.86
2.	OBC	69	39	108	63.89	36.11
3.	SC	19	21	40	47.50	52.50
4.	ST	39	39	78	50.00	50.00
5.	VJ/NT	8	7	15	53.33	46.67
6.	SBC	-	-	-	-	-

Gender Audit: 2016-17 to 2020-21

The above table and graph shows the information regarding the percentage of admissions of male and female students in the college, having various categories in the academic year 2019-2020. The number of female students in the Open category is highest than in others.

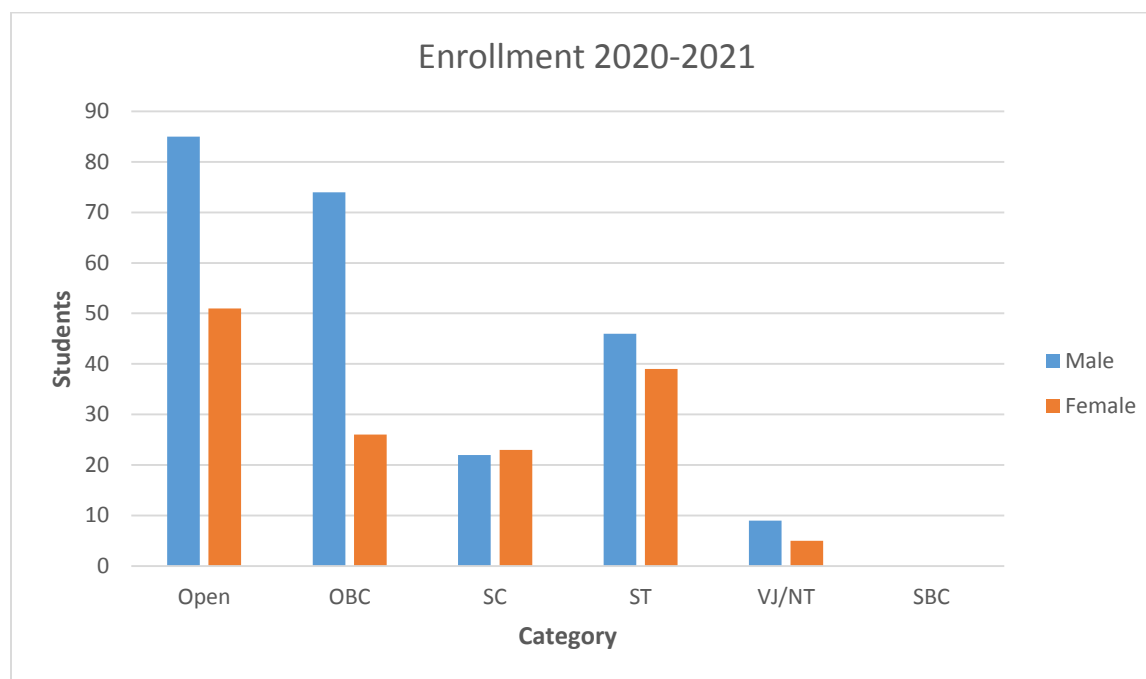
GENDER AUDIT 2016-2021

Table No. 13

Academic Year: 2020-2021

Sr. No.	Category	M	F	Total	M %	F %
1.	Open	85	51	136	62.50	37.50
2.	OBC	74	26	100	74.00	26.00
3.	SC	22	23	45	48.89	51.11
4.	ST	46	39	85	54.12	45.88
5.	VJ/NT	9	5	14	64.29	35.71
6.	SBC	-	-	-	-	-

Gender Audit: 2016-17 to 2020-21

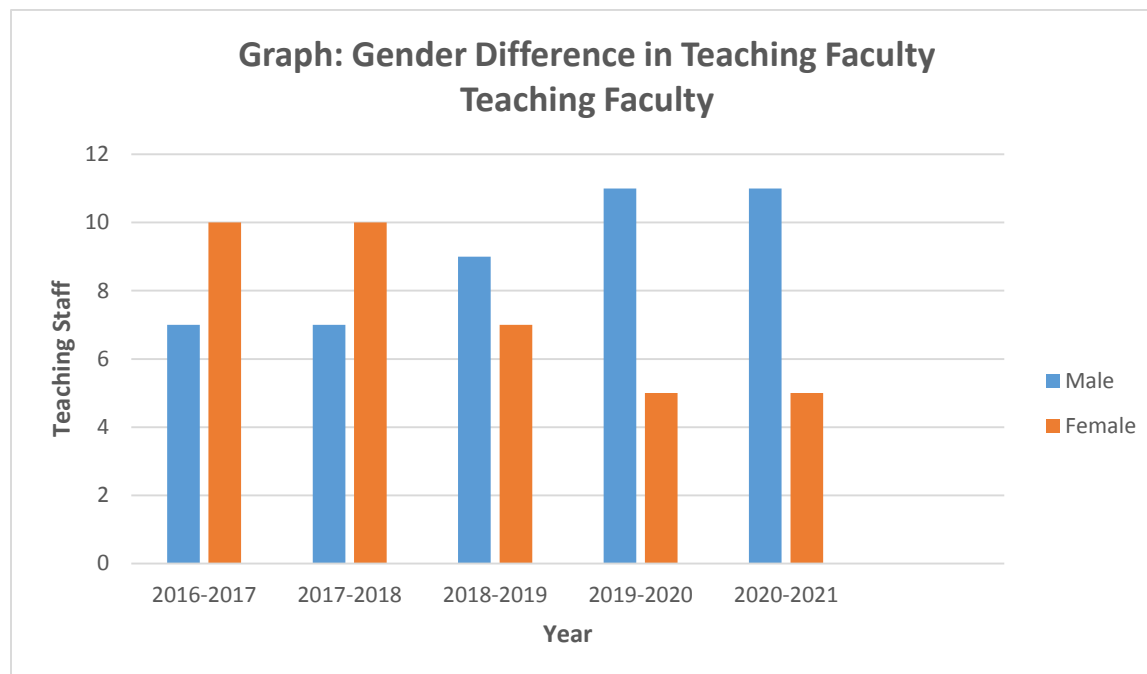


The above table and graph shows the information regarding the percentage of admissions of male and female students in the college, having various categories in the academic year 2020-2021. The number of female students in the Open category is highest than in others.

Table No.14**Gender-wise Difference in Teaching Faculty: 5 Years**

Sr. No.	Academic Year	M	F	Total	M %	F %
1.	2016-2017	7	10	18	38.89%	61.11%
2.	2017-2018	7	10	18	38.89%	61.11%
3.	2018-2019	9	7	17	52.94%	47.06%
4.	2019-2020	11	5	17	64.70%	35.30%
5.	2020-2021	11	5	17	64.70%	35.30%

The above table no.12 indicates the year-wise gender analysis of teaching faculty in college from academic years 2016-17 to 2020-21.



The graph shows gender classifications of year wise gender analysis of teaching faculty from academic years 2016-17 to 2020-21.

Table No.15**Gender-wise Difference in Non-Teaching Faculty: 5 Years**

Sr. No.	Academic Year	M	F	Total	M %	F %
1.	2016-2017	05	-	05	100%	00
2.	2017-2018	06	-	06	100%	00
3.	2018-2019	08	-	08	100%	00
4.	2019-2020	08	-	08	100%	00
5.	2020-2021	07	-	07	100%	00

The above table no.12 indicates the year-wise gender analysis of Non-teaching faculty in college from academic years 2016-17 to 2020-21.

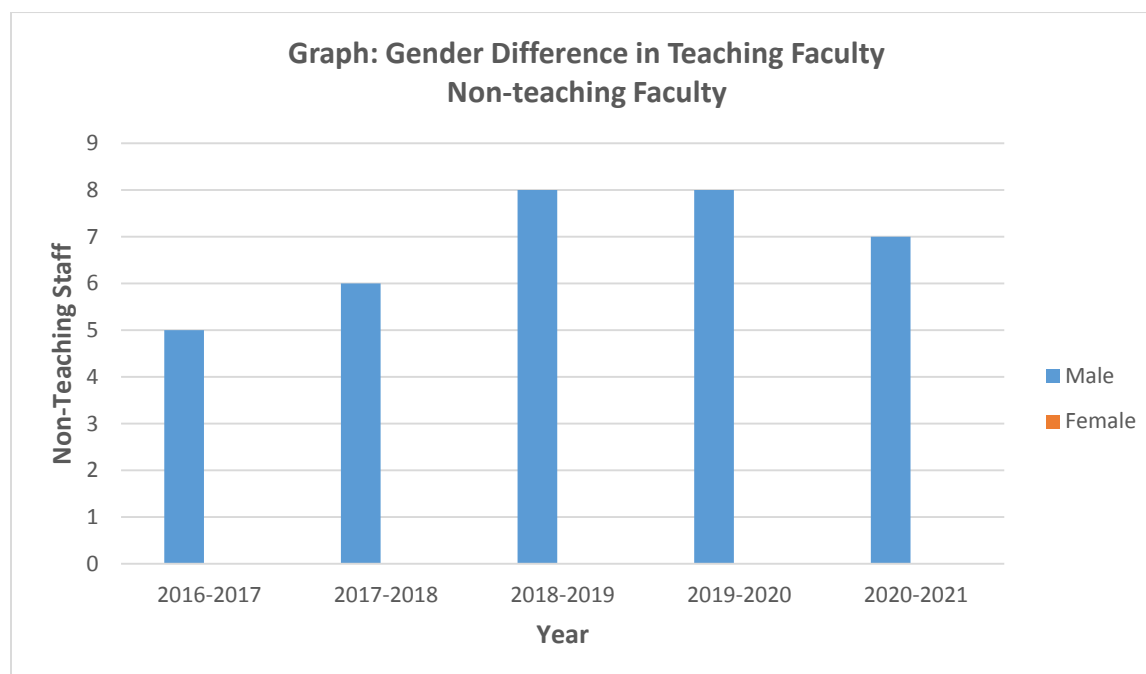
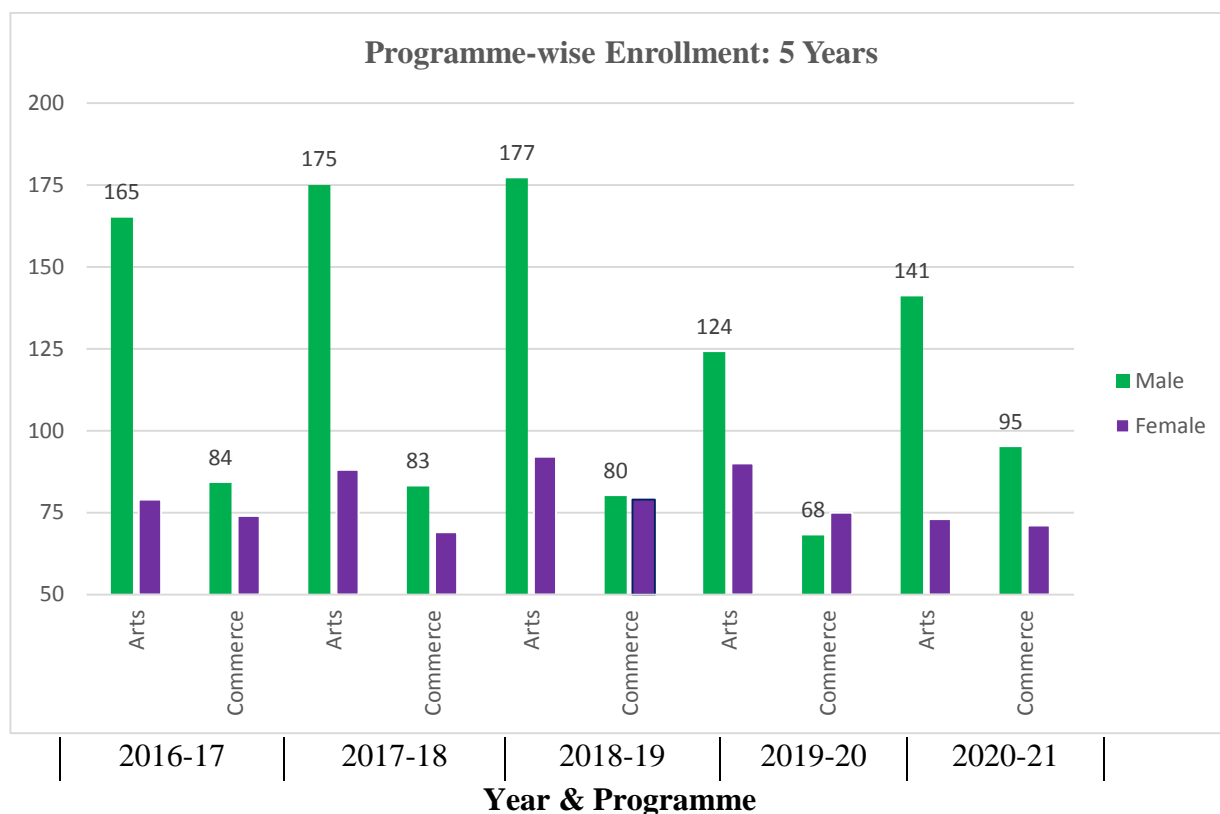


Table No. 16

Programme-wise Enrollment of Students from 2016-17 to 2020-21.

Sr. No.	Year	Programme	Male	Female	Total	M %	F %
1	2016-2017	Arts	165	79	244	67.62	32.38
		Commerce	84	74	158	53.16	46.84
2	2017-2018	Arts	175	88	263	66.54	33.46
		Commerce	83	69	152	54.61	45.39
3	2018-2019	Arts	177	92	269	65.80	34.20
		Commerce	80	79	159	50.31	49.69
4	2019-2020	Arts	124	90	214	57.94	42.06
		Commerce	68	75	143	47.55	52.45
5	2020-2021	Arts	141	73	214	65.89	34.11
		Commerce	95	71	166	57.23	42.77

The above table shows the information regarding the program wise percentage of male and female students in the college in the academic year 2016-17 To 2020-21.



The graph shows gender classifications of faculty wise analysis of students in college.

Conclusion:

In the above gender analysis, the institution strictly follows gender equality in campus like in admissions, scholarships, library facilities, teaching-learning process, practical and at all other required levels. The institution strictly observes the modus operandi in the implementations of gender issues in the college facilities. In nation-building, gender equality plays an important role hence for the institutional growth college is in a position to follow and implement gender equality in the institution.

Maratha Vidya Prasarak Samaj's
Arts and Commerce College, Khedgaon Tal. Dindori, Dist. Nashik

GENDER AUDIT REPORT

The following experts visited the college for Gender Audit for the Year 2016 to 2021 on Thursday, 16 September, 2021 at 9:30 AM



Dr. Asha Kadam
(Member)

Asst. Professor, KGDM Arts,
Commerce & Science
College, Niphad



Dr. Vedashree Thigale
(Chairman)

Principal, Arts, Commerce &
Science College, Dindori



Dr. Sanjay Nikam
(Member)

IQAC Coordinator, Arts,
Commerce & Science College,
Lasalgaon

After observing the presentation, document and discussion with faculty it has been observed that the college has a good number of facilities, activity and tried to maintain a gender balance.

The committee has some recommendations as follows:

- 1. Girls attendance as well as academic performance is noteworthy.**
- 2. Girl Students participation in Sports should be increased.**
- 3. There should be a Suggestion box in the college campus.**
- 4. There should be a separate vehicle parking facility for girl students.**
- 5. There should be more women related magazines in college library.**

GENDER AUDIT 2016-2021



Photo Gallery-Blood Donation Camp



Photo Gallery-Blood Donation Camp



Nirbhay Kanya Abhiyaan



Nirbhay Kanya Abhiyaan



Disaster Management



Workshop on Sexual Harassment of Women at Workplace



Students' Personality Development Camp



Industrial Visit



Intercollegiate Kho-Kho Tournament (W)



Student anchoring at the workshop on Female Foeticide